


# Switch-Tek™ L010

Optic Liquid Leak Detection Switch



## Application

The general purpose optic leak switch provides leak detection in and around secondary containment sumps, tanks and piping systems with a 1A relay output. Media examples include sulfuric acid and sodium hypochlorite. The submersible PP or PFA leak switch sensor is mounted through the containment wall or within the interstitial space, and connected to a PLC or relay controller.



## Features

- Rugged polypropylene or PFA Teflon® sensor and cable for corrosive liquids
- 60VA SPST relay selectable NO or NC via power supply wiring polarity
- Sensor may be located up to 1000' from a Flowline relay controller

## Key Benefits

- Fail-safe leak sensor inverts “wet” to alert user for maintenance
- Submersible sensor and cable designed for insertion within a secondary containment wall
- Requires only a small amount of liquid to detect the presence of a leak

## Compatible Products



LC4X

### SWITCH-PRO™

Remote Level Controller

The general purpose remote level controller is offered in two configurations for leak alarm and/or pump or valve shut off. The LC40 accepts one leak sensor input and with one 10A relay output. The LC42 accepts two leak sensor inputs with two 10A relay outputs. For field mount installation, add a single or dual indicator NEMA box.



LC10

### SWITCH-PRO™

Compact Level Controller

The general purpose compact level controller mounts directly on the sensor for leak alarm and/or pump or valve shut off. The LC10 accepts one leak sensor input with one 16A relay output. The optional flash alarm brings attention to alarm conditions. The controller may also be mounted on the top of Switch-Pak fitting with the leak sensor mounted on the bottom of the fitting.

# Switch-Tek™ LO10

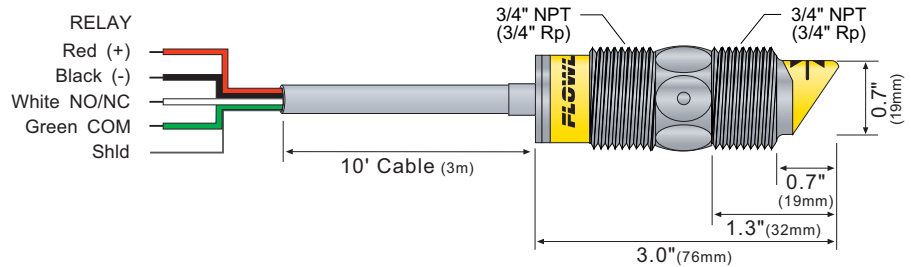
Optic Liquid Leak Detection Switch



## Specifications

<b>Orientation:</b>	Universal
<b>Accuracy:</b>	± 1mm in water
<b>Repeatability:</b>	± 0.5mm in water
<b>Supply voltage:</b>	12-36 VDC
<b>Consumption:</b>	25 mA maximum
<b>Contact type:</b>	(1) SPST relay
<b>Contact rating:</b>	60 VA, 1A maximum
<b>Contact output:</b>	Selectable NO / NC
<b>Process temp.:</b>	F: -40° to 176° C: -40° to 80°
<b>Pressure:</b>	150 psi (10 bar) @ 25° C, derated @ 1.667 psi (0.113 bar) per °C above 25° C
<b>Sensor rating:</b>	-1XX5: NEMA 6 (IP68) -2XX5: NEMA 4X (IP65)
<b>Sensor material:</b>	-1XX5: PP -2XX5: PFA
<b>Cable jack. mat.:</b>	-1XX5: PP -2XX5: PFA
<b>Cable type:</b>	4-conductor, shielded #22 AWG
<b>Cable length:</b>	10' (3m)
<b>Process mount:</b>	3/4" NPT (3/4" G / Rp)
<b>Mount. gasket:</b>	Viton® (G version only)
<b>Classification:</b>	General purpose
<b>Compliance:</b>	CE

## Dimensions



## Fittings



### P/N DESCRIPTION

#### Switch-Pak™ Fitting Components

<b>LM45-7001</b>	2" NPT plug fitting, 3/4" NPT nipple, PVC
<b>LM45-1001</b>	2" NPT plug fitting, 3/4" NPT nipple, PP
<b>LM45-5001</b>	2" NPT plug fitting, 3/4" NPT nipple, PVDF

#### Smart Trak™ Fitting Components

<b>LM10-1201</b>	2' track, 2" NPT plug fitting, 3/4" NPT nipple, PP
<b>LM10-1401</b>	4' track, 2" NPT plug fitting, 3/4" NPT nipple, PP
<b>LM10-1601</b>	6' track, 2" NPT plug fitting, 3/4" NPT nipple, PP
<b>LM10-1801</b>	8' track, 2" NPT plug fitting, 3/4" NPT nipple, PP
<b>LM10-1001</b>	10' track, 2" NPT plug fitting, 3/4" NPT nipple, PP
<b>LM10-1101</b>	1m track, 2" NPT plug fitting, 3/4" NPT nipple, PP
<b>LM10-1301</b>	2m track, 2" NPT plug fitting, 3/4" NPT nipple, PP
<b>LM10-1701</b>	3m track, 2" NPT plug fitting, 3/4" NPT nipple, PP

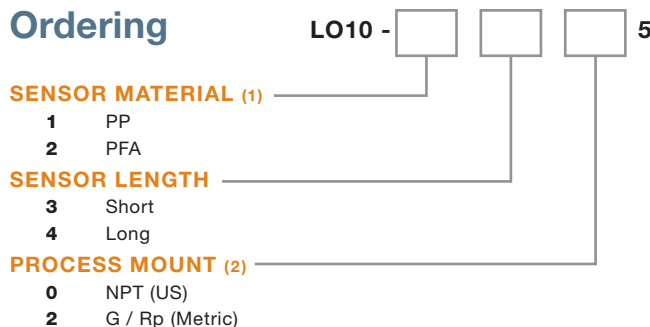
#### Smart Trak™ Level Switch Car Kit

<b>LM30-1001</b>	Level switch car kit, 3/4" NPT, PP
<b>LM30-1061</b>	Level switch car kit, 3/4" Rp, PP

#### Side Mount Bracket

<b>LM50-1001</b>	2" NPT bracket, PP
------------------	--------------------

## Ordering



## NOTES

- To special order a 25' (7.6m) or 50' (15.2m) level sensor cable, place the cable length at the end of the part number (ie: LO10-1305-25'). For PP, add \$30 for 25' (7.6m) or \$60 for 50' (15.2m) to the price. For PFA, add \$200 for 25' (7.6m) or \$400 for 50' (15.2m) to the price.
- The short Metric level sensor has conical Rp threads on both sides of the wrench flat. The long Metric level sensor has straight G threads on the sensing side, and conical Rp threads on the cable side of the wrench flat.